

Exterior Accents

Enhancing curb appeal
with design and color



EXTERIOR TRENDS & STYLES

One of the most popular ways to add curb appeal to your home is by mixing and matching siding products to create complementary contrast across its exterior, including color, design, texture, and dimensionality.

Whether you are designing a new home, building an addition, or simply remodeling, CertainTeed offers beautiful and durable products that allow homeowners to bring their creative vision to reality without breaking the bank.

In the pages ahead you will discover real-world examples of how CertainTeed products are used to enliven the architectural accents of any home, be it a classic colonial, styled ranch, or something altogether different and unique.

This brochure also offers information on our digital design tools, and our online listing of professional contractors, each of which will help you on your journey toward realizing a winning look for your home.

So dive right in, get creative, and – most importantly – **have fun!**

Accent Types

Each architectural feature on a home is as an opportunity for customization to reflect one's personal taste – be it subtle sophistication or an exhibit of eye-catching color.

To help take inspiration to next level, this brochure offers a look at how siding products bring versatile touches of style to the accent areas of a home.

Gable

A popular accent area with lofty design potential.

page 6

Entryway

Where versatility and variety create a warm welcome.

page 22

Knee Wall

Sets a proverbial foundation for the look of a home.

page 18

Dormer

Enhance curb appeal by stylizing this structured element.

page 10

Bump Out

Accentuating this stand out can harmonize any exterior.

page 14

Gable

A gable is the triangular end wall area beneath the convergence of two angled roof planes. A substantial accent area in terms of size, the gable is a mainstay of American home architecture, with most homes featuring multiple gables that are commonly complemented with decorative windows or ornaments such as louver vents.



Cedar Impressions Double 7" Staggered Perfection Shingles in sable brown with Cedar Boards Single 12" Board & Batten in savannah wicker and Monogram Double 4" Clapboard in mountain cedar



Board & Batten Single 8" in herringbone



Tip

Looking to change the look without changing colors?

Create contrast with the texture and dimensionality of a different profile.

Cedar Impressions Single 6-1/3" Perfection Scallop and Monogram Double 4" Clapboard in charcoal gray

Cedar Impressions Double 9" Straight Edge Rough-Split Shakes in sable brown and Board & Batten Single 8" in savannah wicker



Different visuals within the gable provide telling distinction. Whether it's a difference in dimensionality brought forward by complementing vertical siding with a shake or shingle gable, or vivacious touches of color for contrast, this accent area enhances curb appeal by highlighting a home's angular architecture.

Cedar Impressions Single 6-1/3" Perfections Scallop, Octagon and Half-Cove with Double 7" Staggered Perfection and Triple 5" Sawmill Shingles in colonial white



Board & Batten Single 8" in herringbone with Monogram Double 4" Clapboard in savannah wicker



Mixing looks can happen within the gable as well. It is not unusual to find a pattern of two different profiles used inside of the same gable, and then repeated elsewhere on a home exterior. Add bold balance by using a uniform color across each profile, or create a look of elegant detail through difference in hues.

Board & Batten Single 8" with Cedar Impressions Double 7" Staggered Perfection Shingles in cypress



Northwoods Single 7" in cypress with Restoration Classic Double 4" in natural clay



Dormer

Both fashionable and functional, a dormer is an architectural projection that extends out from the sloping angle of a roof to create more useable interior space. It has its own small roof, and typically features a window to introduce light and fresh air into a home.



Cedar Impressions Individual 5" in driftwood blend




Monogram Double 4" Clapboard in flagstone

Cedar Impressions Double 7" Straight Edge Perfection Shingles in colonial white



Cedar Impressions Double 7" Straight Edge Perfection Shingles in natural clay

While they come in many shapes and sizes, the prominence of dormers always give you a huge opportunity to add to the character of a home through your choice of siding products. Add to this the near-countless forms and contours offered by window architecture, and you have a wealth of eye-catching options to consider.



Cedar Impressions Double 7" Straight Edge Perfection Shingles and Monogram Double 4" Clapboard in charcoal gray

Monogram Double 4" Clapboard in charcoal gray and Cedar Impressions Double 7" Staggered Perfection Shingles in sterling gray



Monogram Double 4" Clapboard in autumn red with Cedar Impressions Individual 5" Sawmill Shingles in driftwood blend

A fixture on colonial-style homes, the architecture and elevation of dormers typically offers the opportunity to create dynamic design contrast that plays off of the color and dimension of roofing materials.



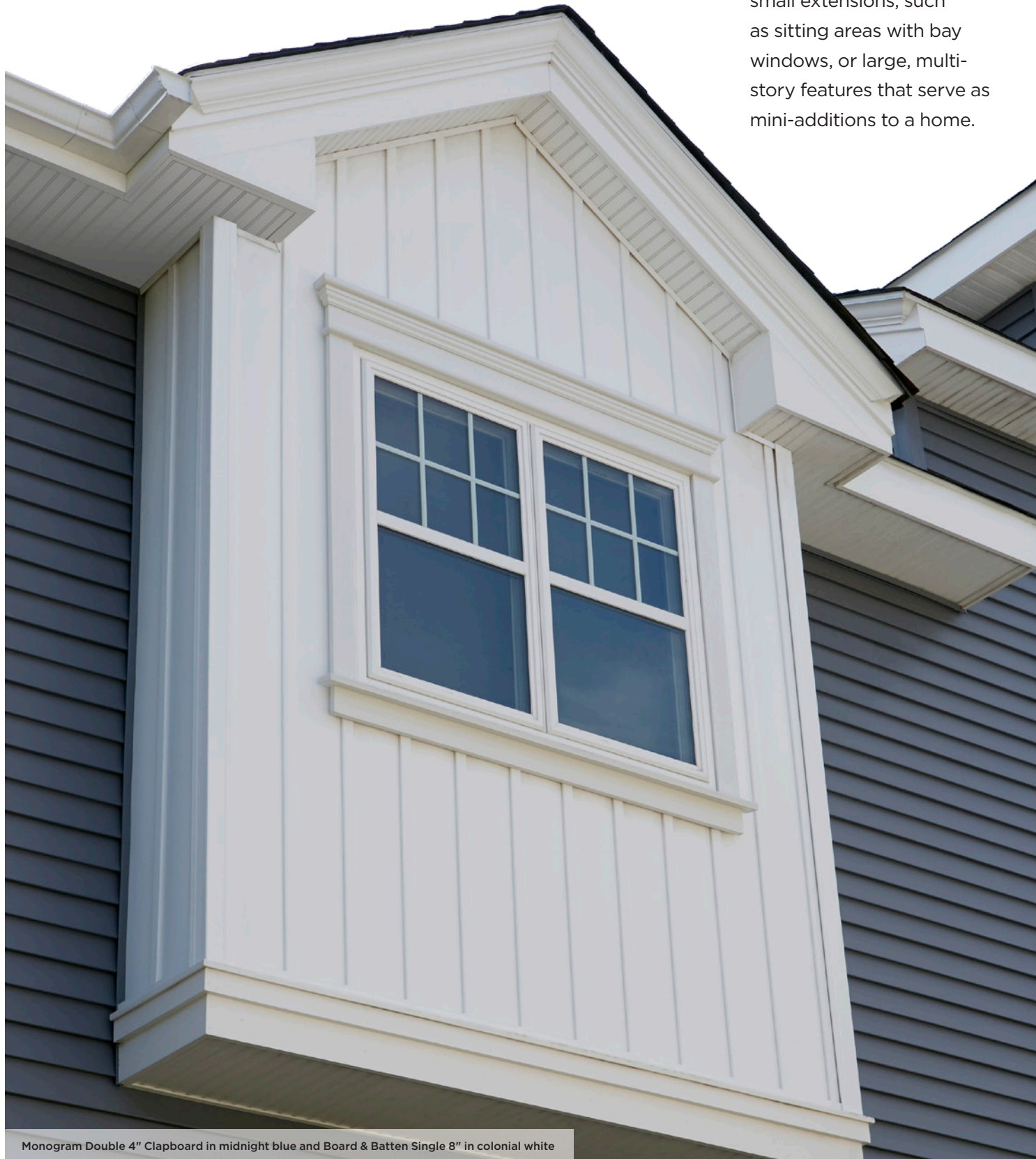
Create greater elegance by adding designer corners that frame a home with distinction.



Cedar Impressions Individual 5" Sawmill Shingles in cedar blend balanced mix

Bump Out

A bump out is an extension of a room, sometimes cantilevered, that projects beyond a main exterior wall. Bump outs can be small extensions, such as sitting areas with bay windows, or large, multi-story features that serve as mini-additions to a home.



Monogram Double 4" Clapboard in midnight blue and Board & Batten Single 8" in colonial white



Monogram Double 5" Clapboard in spruce with Cedar Impressions Double 7" Perfection Shingles in granite gray



Tip

Accenting a bump out is a playful way to add further color and texture beyond the typical mix and match duet - after all, the third time is the charm!

CedarBoards Single 7" Clapboard in sterling gray and Cedar Impressions Double 7" Straight Edge Perfection Singles in charcoal gray with STONEfaçade stone veneer in adirondack snowfall



CedarBoards Single 7" Clapboard in sterling gray



CedarBoards Single 7" Clapboard, Cedar Impressions Double 7" Straight Edge Perfection Singles and Board & Batten Single 8" in light maple

A bump out is ideal for both a reserved or dramatic visual touch. A subtle change may just be a contrasting trim color, but a more dramatic look can be achieved through a different texture and/or color. A bump out can be further accentuated when it includes an element like a gable.



CedarBoards Single 7" Clapboard in charcoal gray and Cedar Impressions Double 7" Straight Edge Perfection Singles in autumn red with STONEfaçade stone veneer in adirondack snowfall

Knee Wall

A knee wall is the accent area that begins where a house's foundation meets the exterior wall, and extends up, roughly to the height of a person's knee. It is a non-structural architectural element, often faced with stone or brick, that provides telling contrast from the primary exterior cladding.



STONEfaçade stone veneer in harbor sunset and Cedar Impressions Individual 5" Sawmill Shingles in cedar blend with Monogram Double 4" in autumn yellow





Cedar Impressions Individual 5" in driftwood blend with Restoration Millwork trimboard and beadboard.



STONEfaçade stone veneer in adirondack snowfall



STONEfaçade stone veneer in appalachian twilight



Monogram Double 5" Clapboard, Board & Batten Single 8" and Cedar Impressions Double 7" Perfection shingles in granite gray with STONEfaçade stone veneer in pocono autumn

Knee walls often take the form of a decorative stone or durable millwork, such as bead board wainscoting. Whatever the material choice, it can be a stand-alone design element with a look that stands apart from the rest of the exterior, or an attractive continuation that couples with other accents, such as a matching stone veneer bump out.

Entryway



The area immediately surrounding a door, the entryway is one of the most design-versatile accent areas of a home due to the numerous elements – such as siding, facades, lighting and decorative trim – that can add character and charm.





STONEfaçade stone veneer in adirondack snowfall



Cedar Impressions Double 9" Rough-Split Shakes in buckskin with Board & Batten Single 8" in cypress

As the focal point where exterior elements tie together to warmly welcome visitors into your home, the presentation of an entryway warrants a lot of attention and consideration. Whether it is a wrap-around porch with a bench swing for enjoying summer evenings, or a smallish, well-illuminated landing that showcases a beautiful door, you'll want it to have a look that leaves a lovely impression.

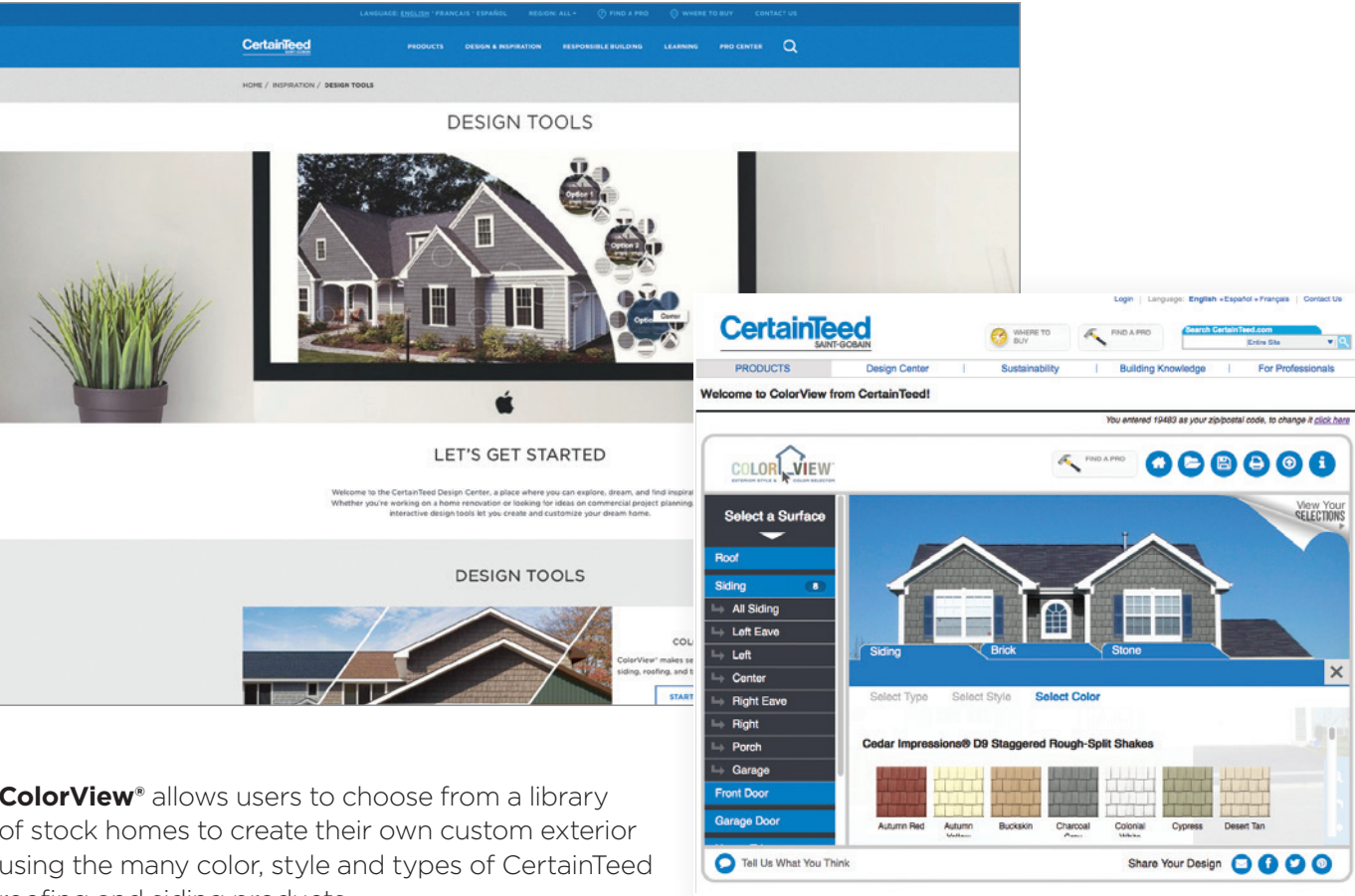


Restoration Classic Double 4-1/2" Clapboard in mountain cedar with Cedar Impressions Individual 5" Sawmill Shingles in cedar blend and STONEfaçade stone veneer in harbor sunset



Cedar Impressions Double 9" Staggered Rough-Split Shakes in natural clay and Beaded Triple 2" in colonial white with custom Restoration Millwork

Visualization & Design Tools



ColorView® allows users to choose from a library of stock homes to create their own custom exterior using the many color, style and types of CertainTeed roofing and siding products.

ColorView® DIY takes ColorView to the next level in home exterior designing. You or your customers can upload a photo of their home, select the siding, roofing, and trim areas they want to update, and start exploring which CertainTeed products look best on their home.

Just like ColorView DIY, you or your customers can upload a photo of a home using **ColorView Pro**. But instead of masking the products onto the home yourself, our professionals will do it for you for a small fee.

Visit the color tools page:
www.certainteed.com/colorview

Ageless Cedar™ Blend-It™ Tool helps you explore Ageless Cedar Color Blend mixes of Cedar Impressions Individual 5" Sawmill Shingles. View how Color Blends look on a home to help you choose your own one-of-a-kind design.



ColorCoach™
A simple web-based tool that acts as a virtual color swatch book. You can save different combinations, use them in ColorView and share them via social media for second opinions.

Trim-It®
CertainTeed's "Trim-It" tool allows you to create distinction with the wide offering of accent and decorative trim products from both the vinyl and composite product lines.



What is Your Color Comfort?

Our user-friendly color tools are designed to help you every step of the way. This chart shows which tool will work best for your color comfort level.

| | ColorCoach | ColorView | ColorView DIY | ColorView Pro |
|----------------------------------------------------------------------------------------------------------------------------------------------------------------------|------------|-----------|---------------|---------------|
| Novice You are not sure about colors and where to start. | X | | | |
| Intermediate You understand color and enjoy experimenting with color combinations but are not exactly sure which color direction you want to go. | | X | | |
| Expert You already know what colors you want to use, but would like to see how the products available in your color theme will look together on your home. | | | X | X |

Find a Professional.

The help of a qualified professional can ensure long-lasting performance on your siding installation. Visit www.certainteed.com and simply click the "Find a Pro" button on the top of the home page. You can then search by zip code, product and distance from your home.

OR call:
800-782-8777



CertainTeed products are designed to work together and complement each other in color and style to give any home a beautiful finished look.



POLYMER SHAKES & SHINGLES



VINYL SIDING



INSULATED SIDING



SOFFIT



PVC EXTERIOR TRIM & BEADBOARD



VINYL CARPENTRY® TRIM



STONE



HOUSEWRAP



ROOFING AND VENTILATION



DECKING AND RAILING



MOLDED FENCE



EXTRUDED FENCE



facebook.com/CertainTeed



[YouTube youtube.com/certainteedsaintgobain](https://youtube.com/certainteedsaintgobain)



CertainTeed

CEILINGS • DECKING • FENCE • GYPSUM • INSULATION • RAILING • ROOFING • SIDING • TRIM

20 Moores Road Malvern, PA 19355 Professional: 800-233-8990 Consumer: 800-782-8777 certainteed.com

© 1/21 CertainTeed, Printed in the USA, Code No. CTS484